

RIDERSCAN Survey 1 : Motorcycling Community

A. Who answered Results for Germany



I. General information

I-4 - Country

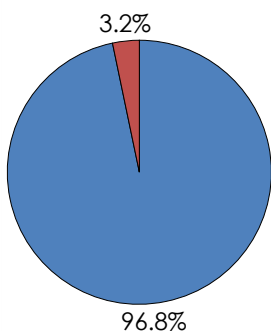
	No.	% cit.
Germany	2 801	100.0%
Total	2 801	100.0%



Sociodemographic profile

I-1 - Gender

	No.	% cit.
Male	2 710	96.8%
Female	91	3.2%
Total	2 801	100.0%



AGE - Age

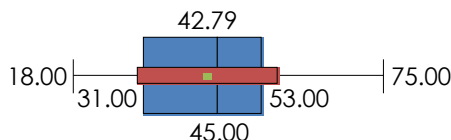
Mean = **42.79** Std deviation = **12.87**

Median = **45.00**

Min = **18.00** Max = **75.00**

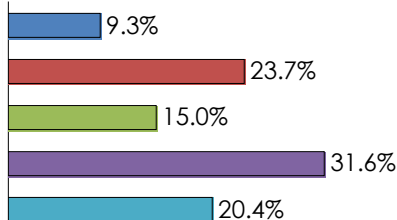
m (25.0% - 75.0%) = **43.83**

	No.	% cit.
Less than 25.00	261	9.3%
From 25.00 to 35.00	664	23.7%
From 35.00 to 45.00	419	15.0%
From 45.00 to 55.00	885	31.6%
55.00 and more	572	20.4%
Total	2 801	100.0%



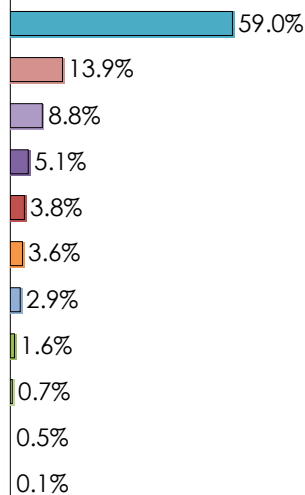
GRAGE - Age Groups

	No.	% cit.
Moins de 25 ans	261	9.3%
25-34 ans	664	23.7%
35-44 ans	419	15.0%
45-54 ans	885	31.6%
55 ans et plus	572	20.4%
Total	2 801	100.0%



I-6 - Professional/social activity

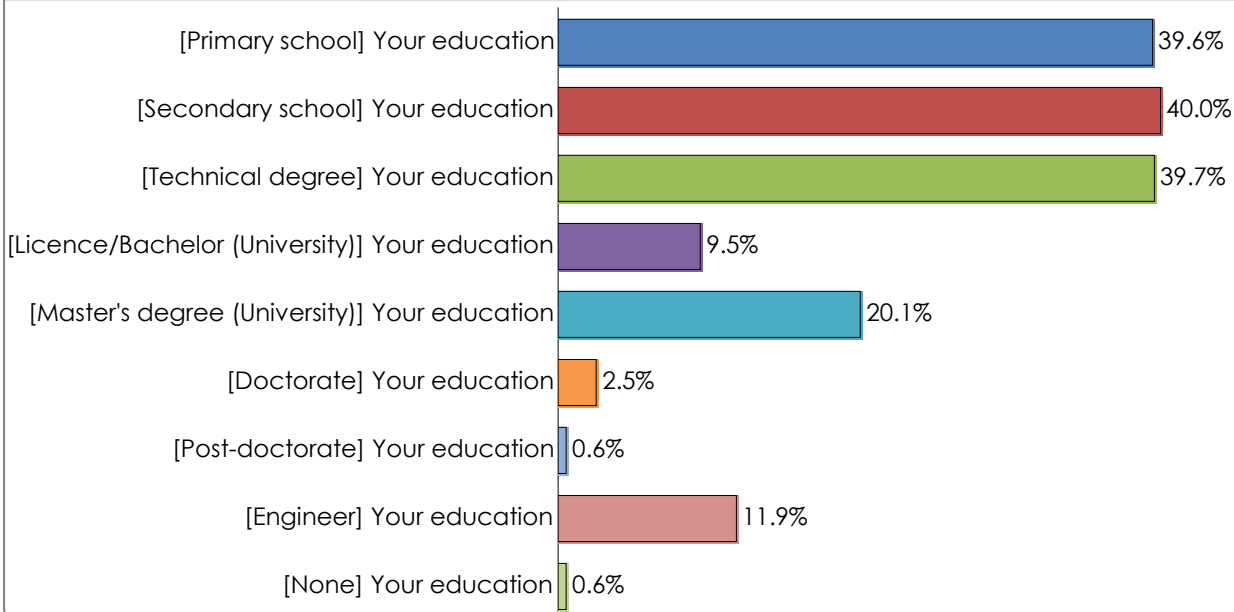
	No.	% cit.
Employee	1 445	59.0%
Student	341	13.9%
Other	216	8.8%
Self-employed professional (architect, medical doctor, nurse, lawyer...)	124	5.1%
Small business owner (<10 employees)	94	3.8%
Factory worker	88	3.6%
Pensioner	71	2.9%
Business owner (>10 employees)	38	1.6%
Job seeker	16	0.7%
No professional activity (parent at home, etc.)	12	0.5%
Farmer	3	0.1%
Total	2 448	100.0%



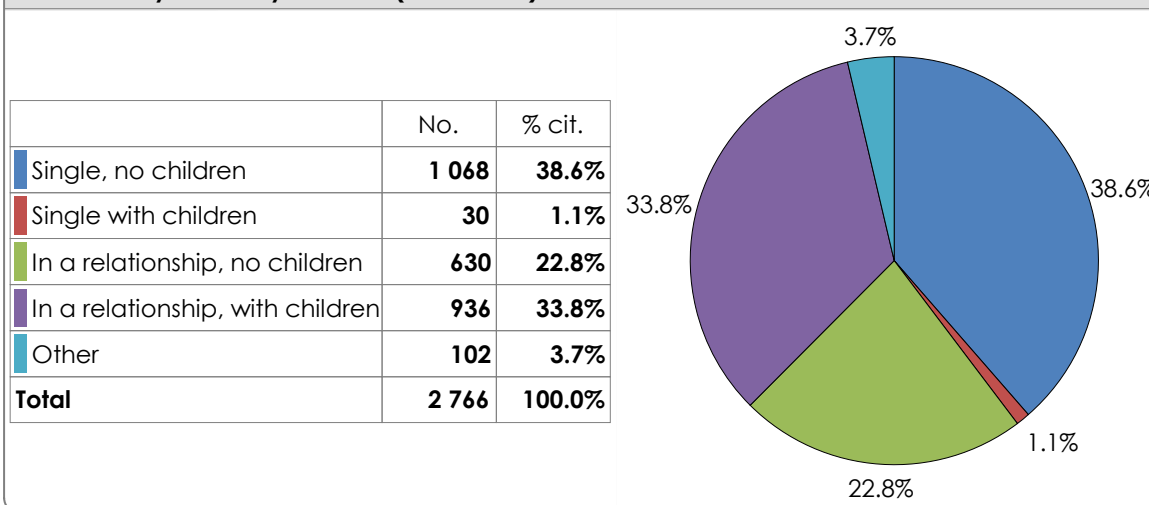
Your education

	Yes		No		Total	
	N	% cit.	N	% cit.	N	% cit.
[Primary school] Your education	1 108	39.6%	1 693	60.4%	2 801	100.0%
[Secondary school] Your education	1 120	40.0%	1 681	60.0%	2 801	100.0%
[Technical degree] Your education	1 111	39.7%	1 690	60.3%	2 801	100.0%
[Licence/Bachelor (University)] Your education	267	9.5%	2 534	90.5%	2 801	100.0%
[Master's degree (University)] Your education	564	20.1%	2 237	79.9%	2 801	100.0%
[Doctorate] Your education	71	2.5%	2 730	97.5%	2 801	100.0%
[Post-doctorate] Your education	16	0.6%	2 785	99.4%	2 801	100.0%
[Engineer] Your education	334	11.9%	2 467	88.1%	2 801	100.0%
[None] Your education	16	0.6%	2 785	99.4%	2 801	100.0%

I_7New - I_7New



I-8 - What is your family situation (household)?

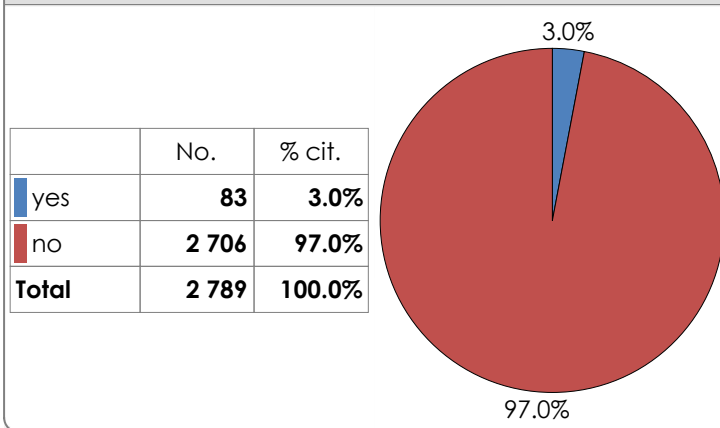


I-9 - Family (household) average gross yearly income

	No.	% cit.	
< 10.000€/£8.000	291	11.4%	11.4%
Between 10.000€ and 20.000€/£8.000 and £16.000	187	7.3%	7.3%
Between 20.000€ and 30.000€/£16.000 and £24.000	282	11.1%	11.1%
Between 30.000€ and 40.000€/£24.000 and £32.000	404	15.8%	15.8%
Between 40.000€ and 50.000€/£32.000 and £40.000	349	13.7%	13.7%
Between 50.000€ and 60.000€/£40.000 and £48.000	325	12.7%	12.7%
> 60.000€/£48.000	712	27.9%	27.9%
Total	2 550	100.0%	

Motorcycling Profile

I-10 - Do you work for the motorcycle sector?



I-10a - Do you have a driving licence?

	No.	% cit.
Yes	2 766	98.8%
No	14	0.5%
N/A	21	0.7%
Total	2 801	100.0%

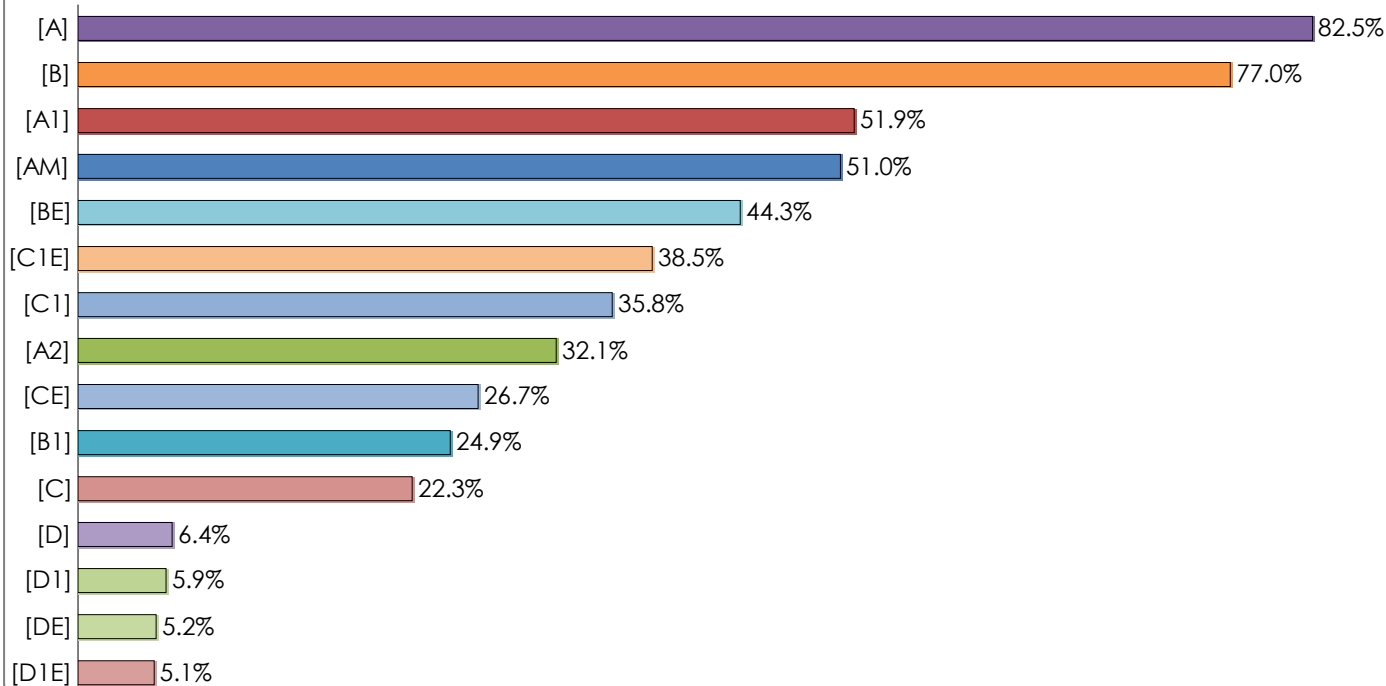


I-11

Which category of vehicle does your driving licence allow you to operate?

	Yes		No		Total	
	N	% cit.	N	% cit.	N	% cit.
[AM]	1 429	51.0%	1 372	49.0%	2 801	100.0%
[A1]	1 454	51.9%	1 347	48.1%	2 801	100.0%
[A2]	898	32.1%	1 903	67.9%	2 801	100.0%
[A]	2 310	82.5%	491	17.5%	2 801	100.0%
[B1]	698	24.9%	2 103	75.1%	2 801	100.0%
[B]	2 158	77.0%	643	23.0%	2 801	100.0%
[C1]	1 002	35.8%	1 799	64.2%	2 801	100.0%
[C]	626	22.3%	2 175	77.7%	2 801	100.0%
[D1]	166	5.9%	2 635	94.1%	2 801	100.0%
[D]	178	6.4%	2 623	93.6%	2 801	100.0%
[BE]	1 240	44.3%	1 561	55.7%	2 801	100.0%
[C1E]	1 078	38.5%	1 723	61.5%	2 801	100.0%
[CE]	749	26.7%	2 052	73.3%	2 801	100.0%
[D1E]	144	5.1%	2 657	94.9%	2 801	100.0%
[DE]	147	5.2%	2 654	94.8%	2 801	100.0%

I-11 - Which category of vehicle does your driving licence allow you to operate?



2801 observations
Germany

Motorcycle

I-11a - Year of issuing (of your first licence)

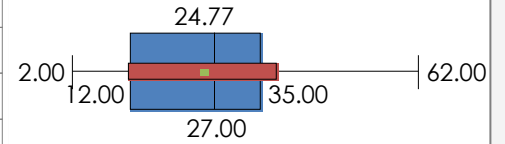
Percentage of responses: **96.9%**
 Mean = **1 990.23**
 Median = **1 988.00**
 Min = **1 953** Max = **2 013**

	No.	% cit.
Less than 1 980	673	24.8%
From 1 980 to 1 989	778	28.7%
From 1 990 to 1 999	428	15.8%
2 000 and more	836	30.8%
Total	2 715	100.0%

EXPERIENCE - Experience of the drivers (in years)

Percentage of responses: **96.9%**
 Mean = **24.77** Std deviation = **12.83**
 Median = **27.00**
 Min = **2.00** Max = **62.00**

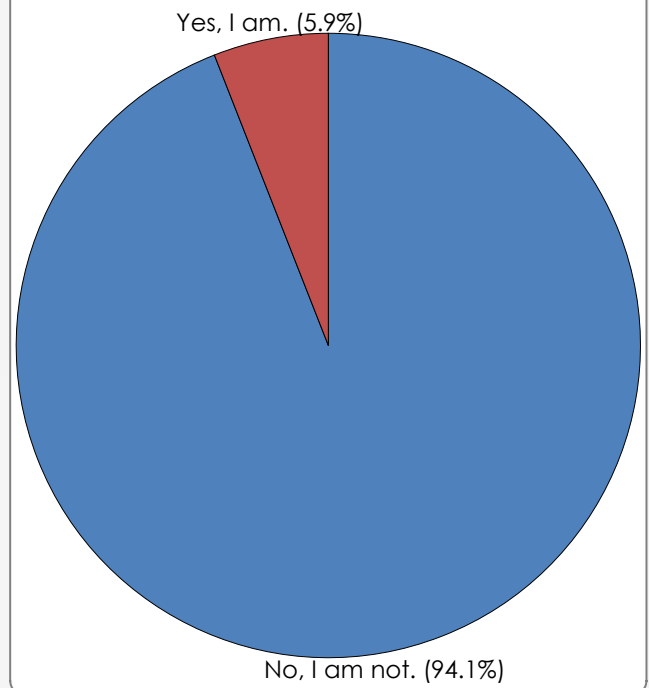
	No.	% cit.
Less than 10.00	477	17.6%
From 10.00 to 20.00	550	20.3%
From 20.00 to 30.00	493	18.2%
From 30.00 to 40.00	879	32.4%
From 40.00 to 50.00	298	11.0%
50.00 and more	18	0.7%
Total	2 715	100.0%



I-12 - Are you a member of a national motorcyclists association?

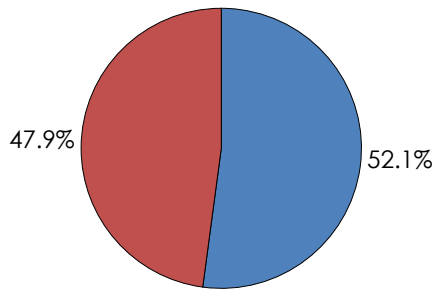
	No.	% cit.
No, I am not.	2 421	94.1%
Switzerland IG Motorrad	2	<0.1%
Denmark MC Touring Club	1	<0.1%
Greece MOTOE	1	<0.1%
Germany Kuhle Wampe	10	0.4%
Germany Bundesverband der Motorradfahrer	27	1.0%
Germany Biker Union	101	3.9%
Other	11	0.4%
Total	2 574	100.0%

I-12 - Are you a member of a national motorcyclists association?



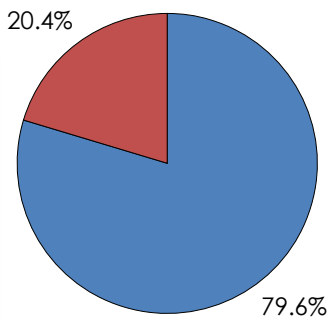
I-13 - Are you a member of a motorcycling/Motoring club?

	No.	% cit.
Yes	1 449	52.1%
No	1 331	47.9%
Total	2 780	100.0%



I-14 - Do you read motorcycle magazines?

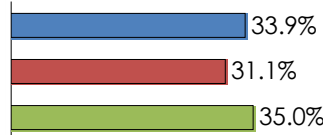
	No.	% cit.
Yes	2 227	79.6%
No	569	20.4%
Total	2 796	100.0%



I-14a2 - Merging of variables 'I-14a2 0, I-14a2 0, I-14a2 0, I-14a2 0, I-14a2 0.'

% in citations (among the 2821 magazines listed)

	No.	% cit.
Every issue	956	33.9%
Regularly	878	31.1%
Sometimes	987	35.0%
Total	2 821	100.0%

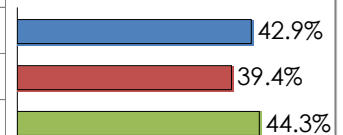


I-14a2 - Merging of variables 'I-14a2 0, I-14a2 0, I-14a2 0, I-14a2 0, I-14a2 0.'

[I-14] Parmi "Yes"

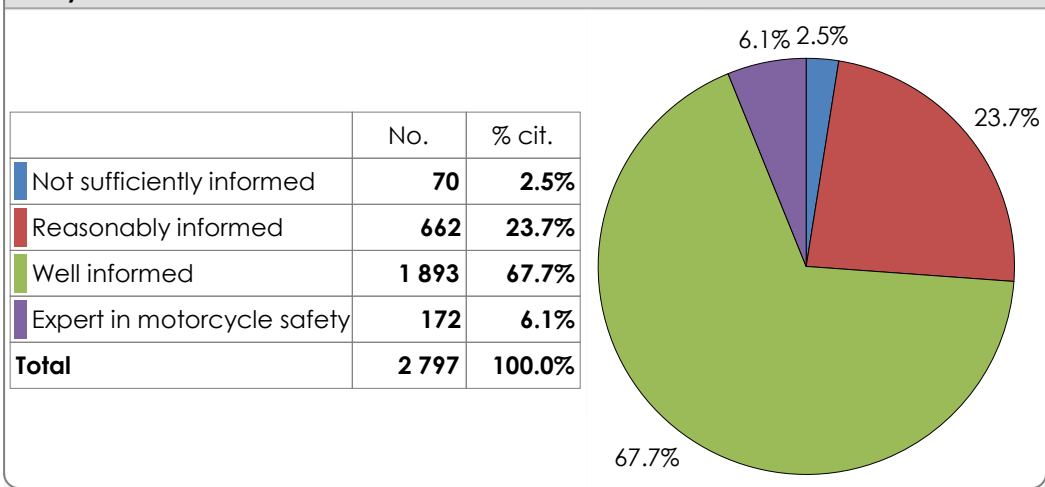
% in observations (among the 2227 persons who read motorcycle magazines)

	No.	% obs.
Every issue	956	42.9%
Regularly	878	39.4%
Sometimes	987	44.3%
Total	2 227	



V. Safety Views

V-33 - How would you describe your level of information when it comes to motorcycle safety?



V-40

What are your safety information sources? Please rate them according to importance, 1 being the most important. - % on the respondents.

	1 (most important)		2		3		4 (least important)		Total	
	N	% cit.	N	% cit.	N	% cit.	N	% cit.	N	% cit.
[motorcycling friends]	592	23.4%	945	37.3%	646	25.5%	350	13.8%	2 533	100.0%
[your national motorcyclists' organization in your country]	231	10.4%	531	23.8%	593	26.6%	875	39.2%	2 230	100.0%
[rider education in traffic schools]	178	8.3%	271	12.6%	380	17.6%	1 326	61.5%	2 155	100.0%
[articles in motorcycle magazines]	950	35.7%	1 150	43.3%	405	15.2%	153	5.8%	2 658	100.0%
[advanced training]	892	37.6%	580	24.4%	363	15.3%	538	22.7%	2 373	100.0%
[friends or family]	308	13.4%	714	31.2%	648	28.3%	622	27.1%	2 292	100.0%
[license training before the motorcycle license]	466	20.6%	491	21.8%	598	26.5%	702	31.1%	2 257	100.0%
[motorcycle clubs]	116	5.3%	428	19.7%	581	26.7%	1 047	48.2%	2 172	100.0%
[the National Transport Administration]	59	2.7%	129	5.9%	514	23.5%	1 482	67.9%	2 184	100.0%
[information from Road Safety agencies]	284	12.1%	735	31.3%	639	27.2%	687	29.3%	2 345	100.0%
[motorcycle dealers]	106	4.8%	445	20.1%	714	32.2%	950	42.9%	2 215	100.0%
[motorcycle manufacturers]	99	4.5%	372	17.0%	691	31.6%	1 027	46.9%	2 189	100.0%
[Other]	232	12.5%	193	10.4%	280	15.0%	1 156	62.1%	1 861	100.0%

p = 0.0% ; chi2 = 6 953.92 ; dof = 36 (VS)



V-40MostImp - What are your safety information sources? Most Important.

% on the whole sample included non respondents

